

Yamaha Grade Examination System

**Electone Performance Grade**

**Grade 8 Course-A**

# SYLLABUS

**Valid from 2017**

Current until further notice



## **Preface**

Yamaha Music Foundation is an organization established by the authority of Japanese Ministry of Education, Culture, Sports, Science and Technology for the purpose of promoting music education and music popularization. Its unique, systematic teaching method and teacher training programs are highly evaluated not only in Japan but also in other countries.

The Yamaha Grade Examination System has been developed to enable students and teachers to ensure their own progress and thereby obtain self-confidence in their own music studies.

The contents of Electone Performance Grade 10-6 examinations are designed to cover various kinds of elements of musical knowledge and indicate the direction that the students should follow.

The result of the examination will help the applicants to acquire the richer ability of music.

The YAMAHA GRADE EXAMINATION SYSTEM consists of thirteen grade levels, Grade 13 to Grade 1. The Examination evaluates the performing ability of the music lovers in general; the performing ability and the musical knowledge and techniques required for the instructors of the fundamentals stage; and also the performing competence of the professional musicians.

Both Piano and Electone Performance Grades are held from Grade 13 to Grade 3. Grade 13 to Grade 6 are for the musical lovers and the students of music schools; Grade 5 to Grade 3 are the professional grades for those who intend to be the instructors. Fundamentals Grades are also in the higher stage for instructor qualification which requires comprehensive musical knowledge and performance. Those who intend to be instructors of Yamaha Music Education System must obtain Grade 5 or higher in either Piano or Electone Performance Grade and the Fundamentals Grade as well.

## **Difference between the Course-A and Course-B**

There are two types of the Electone Performance Grades 10-6: Course-A and Course-B. Applicants choose and apply for one of them, and take the exam.

Course-A is performance-oriented and the subjects are Free Selection, Compulsory piece and Improvisation (arrangement).

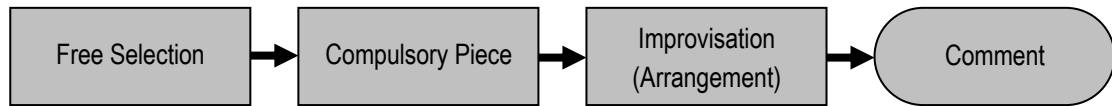
Course-B is comprehensive and the subjects are Free Selection, Sight Playing, Accompaniment / Improvisation and Hearing.

Even though there is a difference between Course-A and B as above, the musical requirements of both courses are very high and it would be a great encouragement to applicants.

**Yamaha Grade Examination System**

**Electone Performance Grade 8 Course-A**

**EXAMINATION PROCEDURE**



**I. FREE SELECTION**

Candidates prepare three pieces, and will be asked to play two chosen by the examiners from the pieces prepared.

**Note:**

- Pieces for Free Selection should be prepared from pieces that are in Yamaha publications and the grade level is indicated, or pieces that are the same level as Grade 8.  
Pieces that are in Yamaha Music Education System's textbooks and meet the level of each grade can be included.
- Pieces above are recommendable to be prepared, but the following pieces, for example, can be prepared instead;
  - a) Grade 7 level piece for Grade 8 exam
  - b) Grade 9 level piece for Grade 8 exam
- One candidate's own composition/arrangement can be included.
- No pieces with a support performance data can be prepared. Use of MDR for playing back a recorded performance and use of XG support are not acceptable.
- Selection of the pieces should be made from as large an area as possible, e.g. eras, composers, styles etc.
- Candidates are recommended to bring scores of the pieces prepared. Examiners may use when giving comments.
- Performing from memory is optional but advisable.
- Setting of FEET (octave setting of the voice), assignment of U.K. and L.K. etc. can be changed, but in a musical manner.

**II. COMPULSORY PIECE**

Candidates prepare one compulsory piece from the pieces for Grade 8.

**Note:**

- Compulsory pieces for Grade 8 are in this syllabus, pp.4-11.
- Candidates should use their discretion in considering how they express the piece, and in setting an appropriate registration that is based on their musical expression.

**Grade 8 Course-A Compulsory Piece**

This compulsory piece is valid until further notice.



# Dance of the Harvest Festival

Yamaha

**Allegro molto** (♩=184)

The musical score is written for three staves: Treble, Bass, and a lower Bass staff. The top staff is in treble clef with a common time signature (C). The middle and bottom staves are in bass clef with a common time signature (C). The piece begins with a dynamic marking of *mf*. The first system consists of four measures. The second system also consists of four measures, with a key signature change to one flat (B-flat major) indicated by a double bar line with a flat sign. The third system consists of four measures, with a time signature change to 3/4 indicated by a double bar line with a 3 over a 4. The piece concludes with a final common time signature (C).

収穫祭の踊り  
© Copyright 2008 by YAMAHA MUSIC FOUNDATION  
All Rights Reserved. International Copyright Secured.

This piece does not have “b” on  and .

The first system of music consists of three staves. The top staff is in treble clef, the middle in bass clef, and the bottom in bass clef. The time signature is 3/4. The music begins with two measures of whole notes in the treble and bass staves, both marked with a *VI*. The next two measures feature eighth-note patterns in the treble and bass staves, also marked with *VI*. A double bar line with repeat dots follows. The final two measures show a change in dynamics to *ff* (2nd time *p*), with the treble staff playing quarter notes and the bass staff playing dotted quarter notes. The bottom staff has rests in the first two measures and quarter notes in the last two.

The second system continues with three staves. The top staff has quarter notes and eighth-note patterns, with a slur over the last two measures. The middle and bottom staves have dotted quarter notes and quarter notes, with the bottom staff having rests in the first two measures and quarter notes in the last two.

The third system consists of three staves. The top staff has a first ending (marked '1.') and a second ending (marked '2.'). The first ending leads to the second ending. The middle and bottom staves have dotted quarter notes and quarter notes. The bottom staff has rests in the first two measures and quarter notes in the last two. A *sfz* marking is present in the bottom staff of the second ending.

Unauthorized reproduction is strictly prohibited.

# Grade 8 Course-A Compulsory Piece

This compulsory piece is valid until further notice.

## A Summer's Bird –Cuckoo–

Moderato

Akiko Kume

**A** (D.C. time with repeat)

Chords: C, Cdim, C

mf

Strings

Contrabass

3/4

1.

G7, C

2.

G7, C, G7, C, Strings + Flute

f, mf

Fine

**B** G C

Horn

G7 C

F#<sup>-5</sup><sub>m7</sub> B7 Em7 A7

*poco a poco cresc.*

Dm7 Dm7<sup>on</sup>G G

*f* *mf*

D.C.





2.

U.K. Violin

L.K.

*mp*

*Fine*

This system contains three staves. The top staff is for Violin, with a 'U.K.' (Unaccompanied Keyboard) marking. The middle and bottom staves are for piano accompaniment, with 'L.K.' (Left Keyboard) markings. The music includes a first ending bracketed '2.' and a dynamic marking of *mp*. The system concludes with the word *Fine*.

**B**

*simile*

This system contains three staves. The top staff has a section labeled 'B' with a box around the letter. The music is marked *simile*. The system concludes with a fermata over the final notes.

1.

2.

(b)

This system contains three staves. The top staff has two endings, labeled '1.' and '2.'. The bottom staff has a marking '(b)' under a note. The system concludes with a fermata over the final notes.

Piano

U.K.

**C**

L.K.

*D.S.*

This system contains three staves. The top staff has a section labeled 'C' with a box around the letter and a 'Piano' marking. The system concludes with the marking *D.S.* (Da Capo).

## Grade 8 Course-A Compulsory Piece

This compulsory piece is valid until further notice.

# Rowan Tree

Minoru Iwama

**Moderato**

Flute C Dm7 G7 C

Guitar

*mp*

C C7 A7 Dm7 G7 C

Strings

Strings

*mp*

First system of musical notation. The upper staff (treble clef) contains a melodic line with slurs over the first three measures. The lower staff (bass clef) contains a bass line with chords. Chords are labeled: F#7, Bm, D7, and G. The dynamic marking *mf* is present. A crescendo hairpin is shown above the bass line.

Second system of musical notation. The upper staff is labeled "Flute" and contains a melodic line with slurs. The lower staff is labeled "Guitar" and contains a chordal accompaniment. Chords are labeled: C, Dm7, G7, C, Cdim, and C. The dynamic marking *mp* is present.

Third system of musical notation. The upper staff contains a melodic line with slurs. The lower staff contains a bass line with chords. Chords are labeled: C, C7, A7, Dm7, G7, and C. The dynamic marking *f* is present. A crescendo hairpin is shown above the bass line. The word "Strings" is written above the melodic line in the final measure.

Fourth system of musical notation. The upper staff is labeled "Strings" and contains a melodic line with slurs. The lower staff contains a bass line with chords. Chords are labeled: C7, F, Fm, and Cm7. The dynamic marking *p* is present. The markings *rit.* and *pp* are present below the bass line.

### **III. IMPROVISATION (Arrangement)**

Candidates play a given melody of 16 bars in length with a suitable accompaniment.  
The melody will be given from the melodies No.1-5 in this syllabus.

#### **Range of keys, times and chords**

Keys: C, G, F majors

Times: 4/4

Chords: I, IV, V7

#### **Example**

The example shows a 16-bar melody in 4/4 time, written in treble clef. The melody is divided into four 4-bar phrases, each with a chord change indicated above the staff. The chords are C, G7, C, G7, C, G7, F, and C. The melody consists of quarter and eighth notes, with a final whole note in the 16th bar.

#### **Procedure**

1. The examiners give candidates one melody from the melodies No.1-5 in this syllabus.
2. Candidates check the melody, and set the registration.
3. Candidates play the melody one or two choruses with a suitable accompaniment.

#### **Note:**

- Chord names will be given on the score.
- The purpose of this subject is to improvise music. Thus candidates play with a score that is the same as the score included in this syllabus. They are not allowed to play with their own scores.

[Performance example]

**Moderato**

Strings

C G7 C

G7 C G7

C F

C G7 C (Clarinet)

Candidates may finish here.

Chord progression: C, G7, C

This system contains the first two measures of the piece. The treble clef part features a melodic line with a slur over the first two measures. The bass clef part provides harmonic support with chords and a simple bass line.

Chord progression: G7, C, G7

This system contains the next two measures. The treble clef part continues the melodic line with a slur. The bass clef part maintains the harmonic accompaniment.

Chord progression: C, F

This system contains the third and fourth measures. The treble clef part has a slur over both measures. The bass clef part continues the accompaniment.

Chord progression: C, G7, C

This system contains the final two measures of the piece. The treble clef part concludes the melodic line with a slur. The bass clef part ends with a final chord and a double bar line.

**Grade 8 Course-A Improvisation (Arrangement)**

No.1

Musical score for No.1, a 16-measure piece in G major, 4/4 time. The score consists of four staves of music. The first staff has a G chord above the first measure. The second staff has a D7 chord above the first measure and a G chord above the third measure. The third staff has a G chord above the first measure and a C chord above the third measure. The fourth staff has a D7 chord above the first measure, and G, C, and G chords above the fourth, fifth, and sixth measures respectively. The piece ends with a double bar line.

No.2

Musical score for No.2, a 16-measure piece in C major, 4/4 time. The score consists of four staves of music. The first staff has a C chord above the first measure and a G7 chord above the fourth measure. The second staff has a G7 chord above the first measure and a C chord above the fourth measure. The third staff has a C chord above the first measure and an F chord above the third measure. The fourth staff has a G7 chord above the first measure and a C chord above the third measure. The piece ends with a double bar line.

No.3

Musical score for No.3, consisting of four staves of music. The key signature is C major and the time signature is common time (C). The melody is written in treble clef. The first staff contains two measures with a slur over the notes, with chords C and G7 indicated above. The second staff contains four measures with a slur over the notes, with chords C, F, G7, and C indicated above. The third staff contains two measures with a slur over the notes, with chords C and G7 indicated above. The fourth staff contains four measures with a slur over the notes, with chords C, F, G7, and C indicated above. The piece concludes with a double bar line.

No.4

Musical score for No.4, consisting of four staves of music. The key signature is B-flat major and the time signature is common time (C). The melody is written in treble clef. The first staff contains two measures with a slur over the notes, with chords F and C7 indicated above. The second staff contains four measures with a slur over the notes, with chords B<sup>b</sup>, C7, and F indicated above. The third staff contains two measures with a slur over the notes, with chords F and B<sup>b</sup> indicated above. The fourth staff contains four measures with a slur over the notes, with chords C7 and F indicated above. The piece concludes with a double bar line.



No.5

The musical score for No. 5 is written in F major (one flat) and common time. It consists of four staves of music. The first staff begins with a treble clef and a key signature of one flat. The melody starts with a half note F4, followed by a quarter note G4, a quarter note A4, and a half note B4. The second staff continues with a half note C5, a quarter note B4, a quarter note A4, and a half note G4. The third staff features a half note F4, a quarter note G4, a quarter note A4, and a half note B4. The fourth staff concludes with a half note C5, a quarter note B4, a quarter note A4, and a half note G4. Chords are indicated above the notes: F (F4), B<sup>b</sup> (B4), C7 (C5), and F (F4). The piece ends with a double bar line.