Yamaha Grade Examination System

Electric Guitar Grade

Grade 7

SYLLABUS

Valid from 2011

Current until further notice

Issued by authority of the

YAMAHA MUSIC FOUNDATION

© Copyright 2011 by YAMAHA MUSIC FOUNDATION
All Rights Reserved.　International Copyright Secured.

PREFACE

Yamaha Music Foundation is an organization established by the authority of Japanese Ministry of Education, Culture, Sports, Science and Technology for the purpose of promoting music education and music popularization. Its unique, systematic teaching method and teacher training programs are highly evaluated not only in Japan but also in other countries.

The Yamaha Grade Examination System has been developed to enable students and teachers to ensure their own progress and thereby obtain self-confidence in their own music studies.

The result of the examination will help the applicants to acquire the richer ability of music.

The YAMAHA GRADE EXAMINATION SYSTEM consists of thirteen grade levels, Grade 13 to Grade 1. The Examination evaluates the performing ability of the music lovers in general; the performing ability and the musical knowledge and techniques required for the instructors of the fundamentals stage; and also the performing competence of the professional musicians.

The Electric Guitar Grades are held from Grade 10 to Grade 6. These are for students of Yamaha Popular Music Course and music lovers.

Yamaha Grade Examination System

Electric Guitar Grade 7

EXAMINATION PROCEDURE

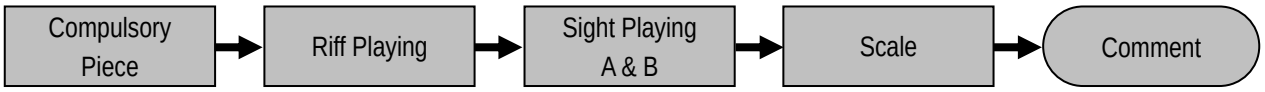

INSTRUMENT and EQUIPMENT

- Candidates need to bring an instrument and equipment needed for the exam. (An amplifier and a lead will be prepared in the exam room.)
- Candidates need to set a right sound and volume level for each subject on their own. Candidates may ask examiners a question if they don't understand how to use the amplifier in the exam room.
- Candidates may bring and use their own effectors.
- Candidates should tune their instrument to A=440Hz on their own. For Grade 7, quality of tuning will be one of the evaluation points. A tuning meter may be brought into exam room, and may be used during exam.
- If candidates should experience trouble on their instrument during the exam, for example, broken string, a spare instrument prepared in the exam room may be used. Any troubles prior to the exam should be fixed on their own.

SUBJECT DETAILS

I. COMPULSORY PIECE

Candidates prepare all three compulsory pieces, and will be asked to play two, chosen by examiners, to the backing track.
Scores of the pieces are included at the end of this syllabus.

Procedure

1. Examiners choose a compulsory piece and ask candidates to play it.
2. Examiners play the beginning of the backing track for several bars, and candidates play to it so as to set an appropriate volume balance.
3. Candidates play the piece to the backing track from the beginning to the end.
4. Repeat the next piece in the same manner as 1-3.

Note:

- Candidates are allowed to see the scores either from the examination material or printed from this syllabus themselves.

II. RIFF PLAYING

Candidates prepare three riff patterns, and will be asked to play one chosen by examiners to the backing track. Scores of the riff patterns are included at the end of this syllabus.

Procedure

1. Examiners choose one riff pattern from the examination material and ask candidates to play it.
2. Examiners play the beginning of the backing track for several bars, and candidates play to it so as to set an appropriate volume balance.
3. Candidates play the riff pattern to the backing track from the beginning to the end.

III. SIGHT PLAYING

Candidates will be asked to play by sight two pieces to the backing tracks. A piece from both Group-A and Group-B will be asked, as follows;

Range

- Power chords : Root note 6th string & 5th string
  Barre chords : Root note 6th string & 5th string, major triads, minor triads, minor 7th, dominant 7th
- Time signature and Tempo: 4/4. 100bpm
- Notation: Whole notes – Eighth notes will be used as a continuous sequence. Anticipation and ***simile*** may be used.

Examples

Group-A (Power chords)

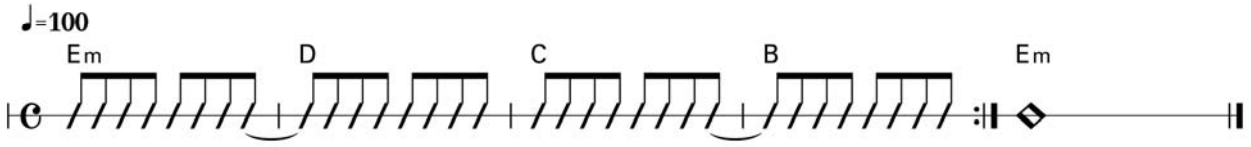

Group-B (Barre chords)

Procedure

1. Examiners present a score of the exam piece to the candidates.
2. Candidates read the score for 30 seconds.
3. Examiners play the beginning of the backing track so that candidates can confirm the tempo and the musical feel.
4. Candidates play the piece to the backing track.
5. Repeat the next piece in the same manner as 1-4.

Note:

- Any movements, e.g. playing without sound, fingering/stroke motion practice etc., are not allowed during preview time.

IV. SCALE

Candidates will be asked to play <u>two</u> scales without a score to be provided. The scales will be given among following scales.

1. G Major Scale (2 octaves, from 3rd fret on 6th string)

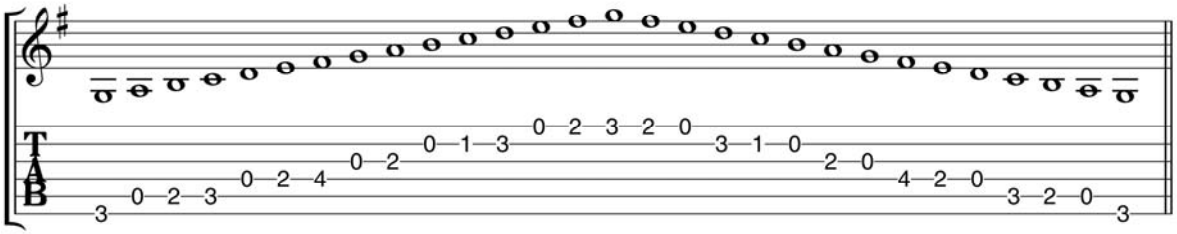

2. E Natural Minor Scale (2 octaves, from open string on 6th string)

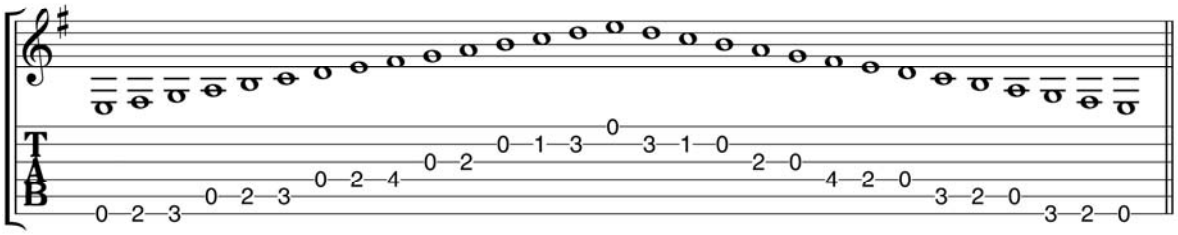

3. A Minor Pentatonic Scale (Extended position, 2.5 octaves, from 3rd fret on 6th string)



Procedure

1. The examiners give candidates information on the type, key, range and starting note of the scale to be played.
2. The examiner play a metronome and give candidates the tempo (♩=120).
3. Candidates play the required scale to the metronome.
4. Repeat the next scale in the same manner as 1-2.

Note:

- The last note of ascending/descending may be played longer than the other notes.
- Candidates are not allowed to see any scores during the exam.

GRADE 7　COMPULSORY PIECE

This compulsory piece is valid until further notice

SONG 1



Note: For the latest syllabus and pieces, please visit our site at www.yamaha-mf.co.jp/english/
Copyright © 2011 YAMAHA MUSIC FOUNDATION
International Copyright Secured　All Rights Reserved

SONG 1

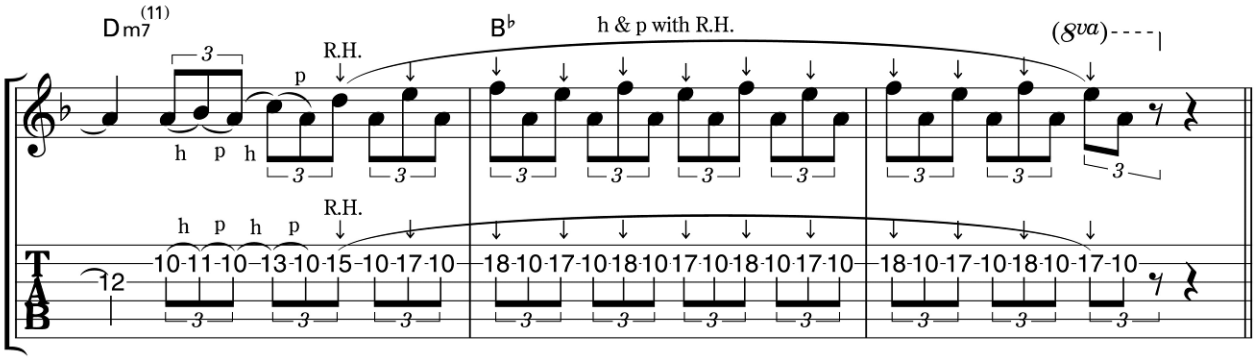



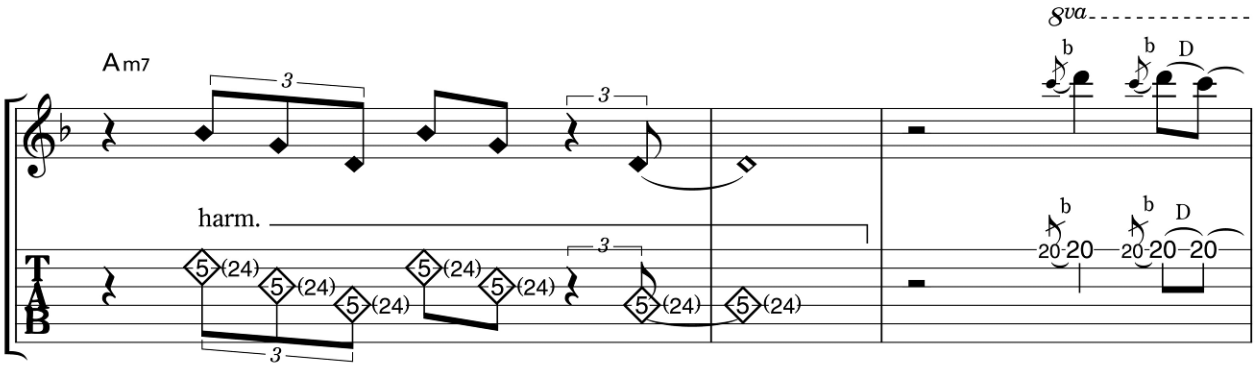



Unauthorized reproduction of this piece is strictly prohibited.

GRADE 7　COMPULSORY PIECE

This compulsory piece is valid until further notice

SONG 2



Note: For the latest syllabus and pieces, please visit our site at www.yamaha-mf.co.jp/english/
Copyright © 2011 YAMAHA MUSIC FOUNDATION
International Copyright Secured　All Rights Reserved

SONG 2



Unauthorized reproduction of this piece is strictly prohibited.

GRADE 7　COMPULSORY PIECE

This compulsory piece is valid until further notice

SONG 3



Note: For the latest syllabus and pieces, please visit our site at www.yamaha-mf.co.jp/english/
Copyright © 2011 YAMAHA MUSIC FOUNDATION
International Copyright Secured　All Rights Reserved

SONG 3



Unauthorized reproduction of this piece is strictly prohibited.

GRADE 7　RIFF PLAYING



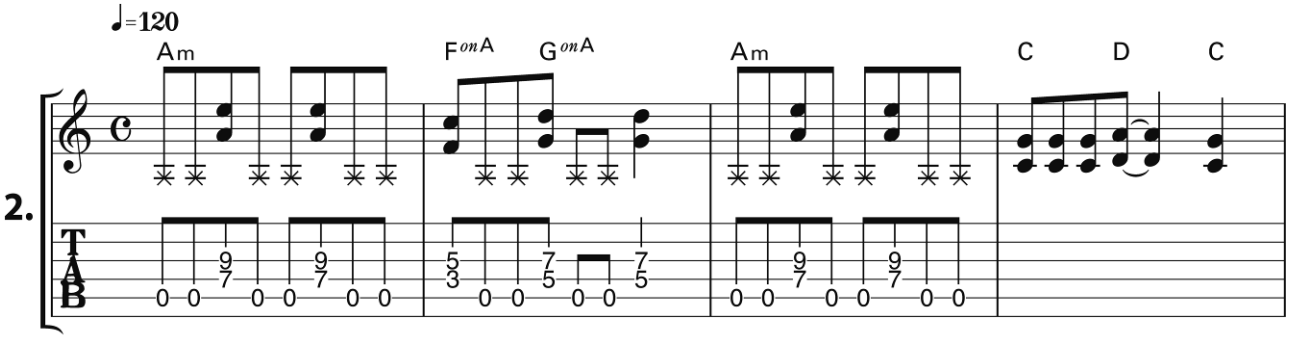

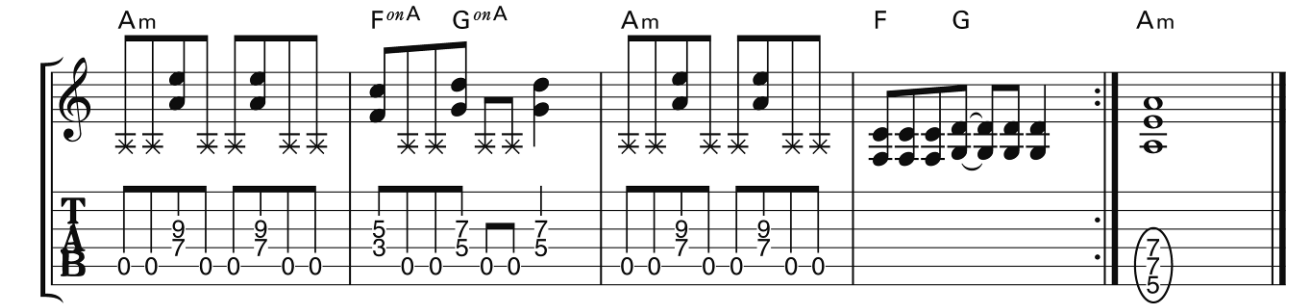

RIFF PLAYING



Unauthorized reproduction of these pieces is strictly prohibited.